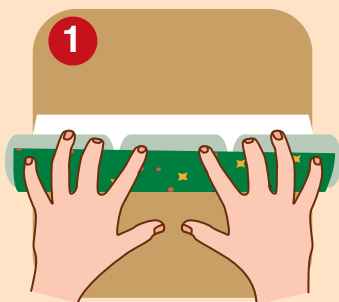

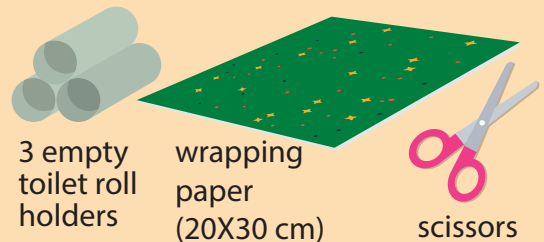


CHRISTMAS CRACKERS

Christmas Crackers are short cardboard tubes wrapped in colorful paper, which are usually next to each plate on the Christmas dinner table. When the crackers are pulled just before starting the holiday meal, a chocolate, a colorful party hat, a toy or gift and a festive joke fall out!

Preparation

You need...




Take the three toilet roll holders and wrap the paper around them.



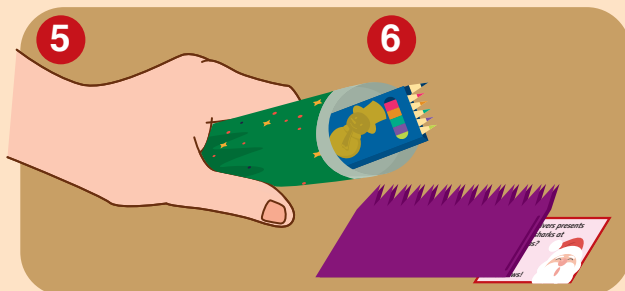
Seal with a piece of tape.



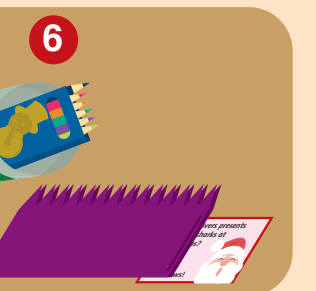
Pull out one roll at one end, twist it and pull it in.




Take a piece of ribbon and tie up your cracker.



Remove the toilet roll and put your gifts inside.



Now do the same at the other end. Repeat steps 3, 4 and 5.



There it is! You can decorate it further with names, bows...

How to open a Christmas cracker!

- 1 Each person holds their cracker in the right hand.



- 2 Form a circle. Hold the end of the cracker of the person sitting next to you on your right.



- 3 Pull on all the crackers at the same time.



Merry Christmas!